

UBS One Source mobile

View and manage equity awards on the go—for
iOS® and Android™

Frequently asked questions

Q. Who can access the app?

- A. UBS equity plan participants with the following can access the UBS Financial Services Inc. app at this time:
- A custom username
 - iPhone 11 or a higher version
 - Android phone with version 10 or higher

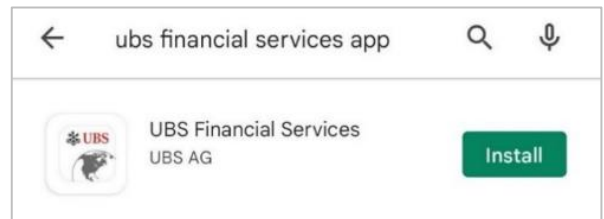

Participants who have not yet created their custom username will need to complete this process on the full UBS One Source website before being able to use the app.

Q. Is the app only available for mobile phones?

- A. Yes, the app is currently only available for mobile phones. Access for tablets will be implemented in the future.

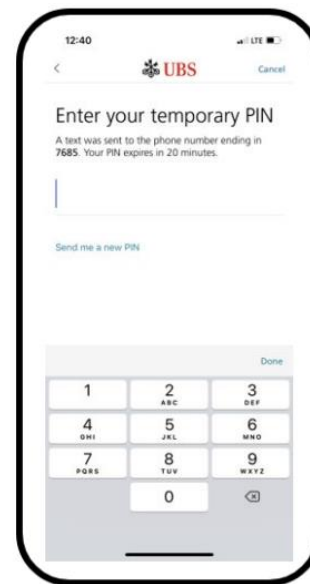
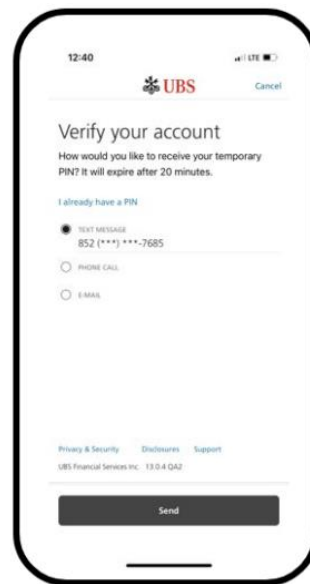
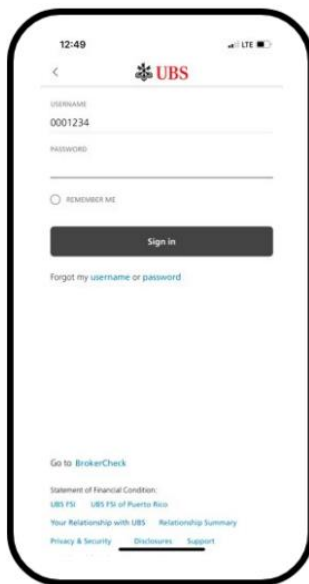
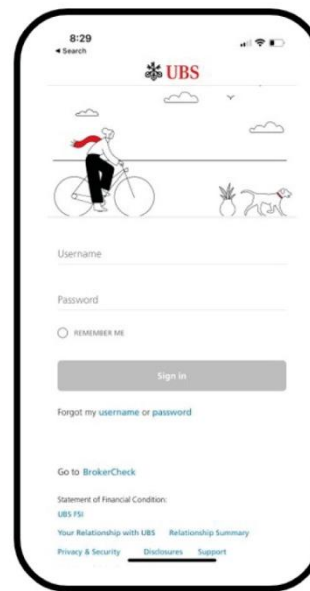
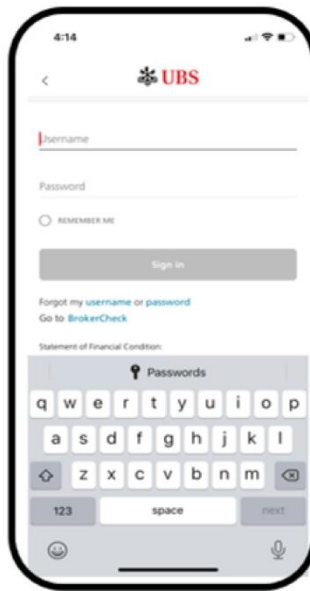
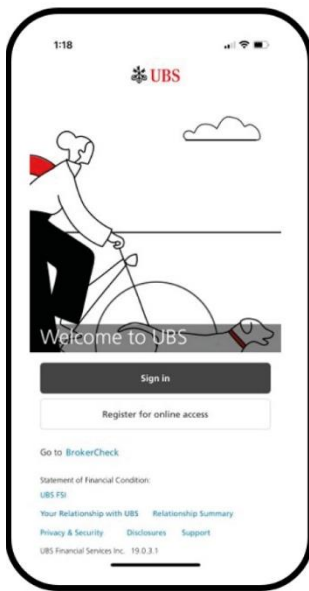
Q. How do I download the app?

- A. Visit the Apple app store or Google Play store by scanning the QR code below, and search for “UBS Financial Services Inc.” Once the app appears, select “GET” or “INSTALL” to download the app.



What should I expect the first time I log in?

- A. Use your custom username and password to log in. You will be prompted to request and enter a temporary PIN, the same process you would complete when using the UBS One Source website for the first time from a new desktop device. Once you receive the PIN, enter it in the app. Participants who have not yet created their custom username will need to complete this process on the full UBS One Source website before being able to use the app.



Q. Is the app secure?

A. Yes. For security purposes, when using the app for the first time from a new device, you will be prompted to request and enter a temporary PIN. Once you receive the PIN, enter it in the app. When logging into the app going forward, you will be prompted to enter your One Source username and password.

Q. How much does the app cost?

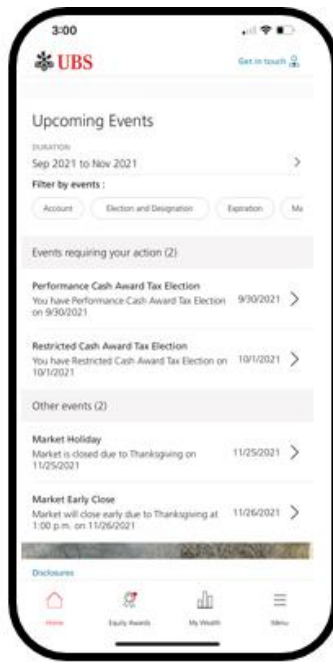
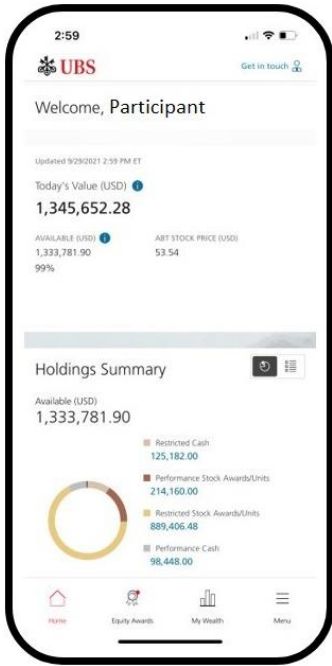
A. There is no cost to download or use the UBS Financial Services Inc. app.

Q. What can I do in the app?

A. A lot of what can be done in the full site can be done in the app. Highlights include:

Dashboard

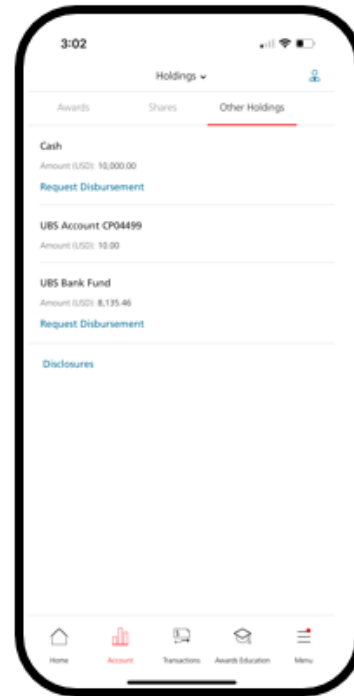
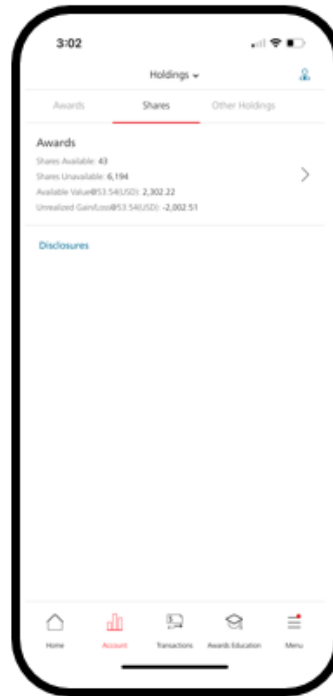
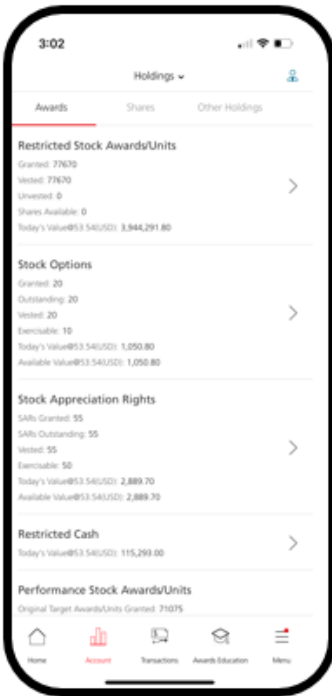
- Current value of your equity awards
- Summary of your holdings by product type
- Upcoming events

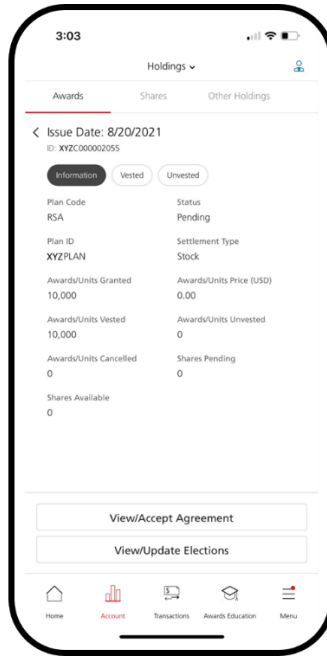
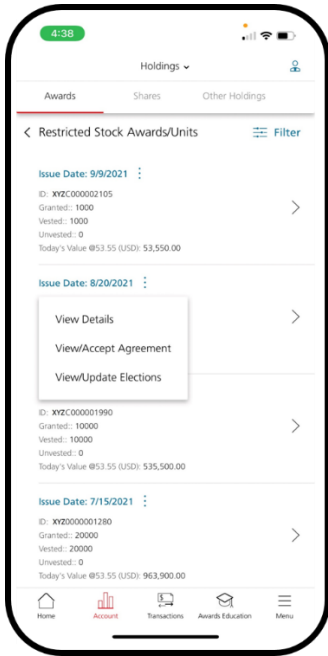


*Screenshots represent a US participant without a full wealth management account. Your view may vary slightly.

Holdings

- Award details and value by product type
- Other holding details and value
- View and accept agreements
- View and update elections (if applicable)

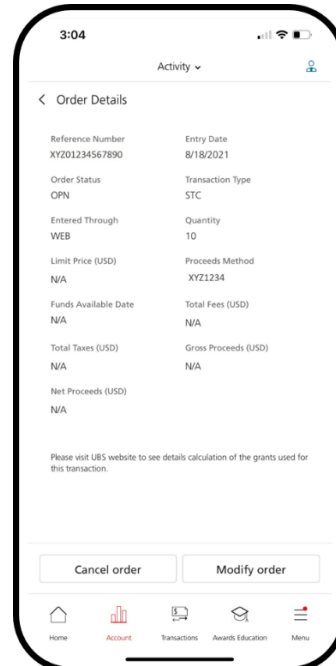
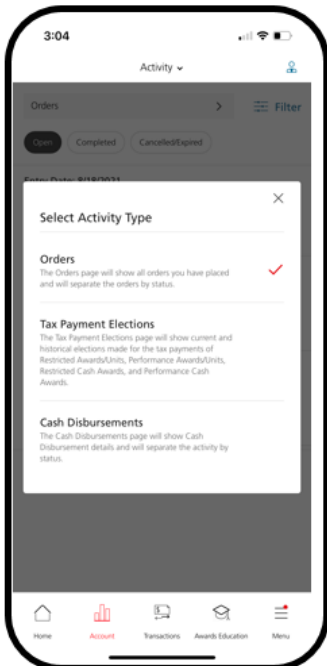
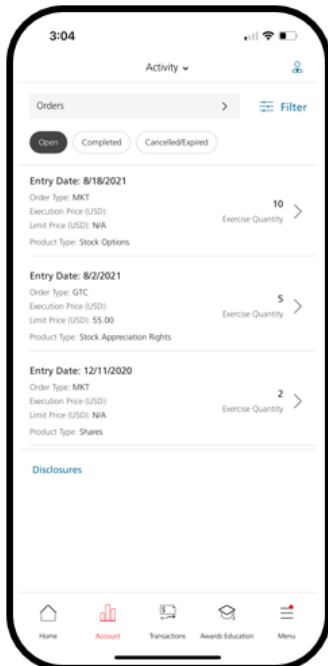




*Screenshots represent a US participant without a full wealth management account. Your view may vary slightly.

Activity

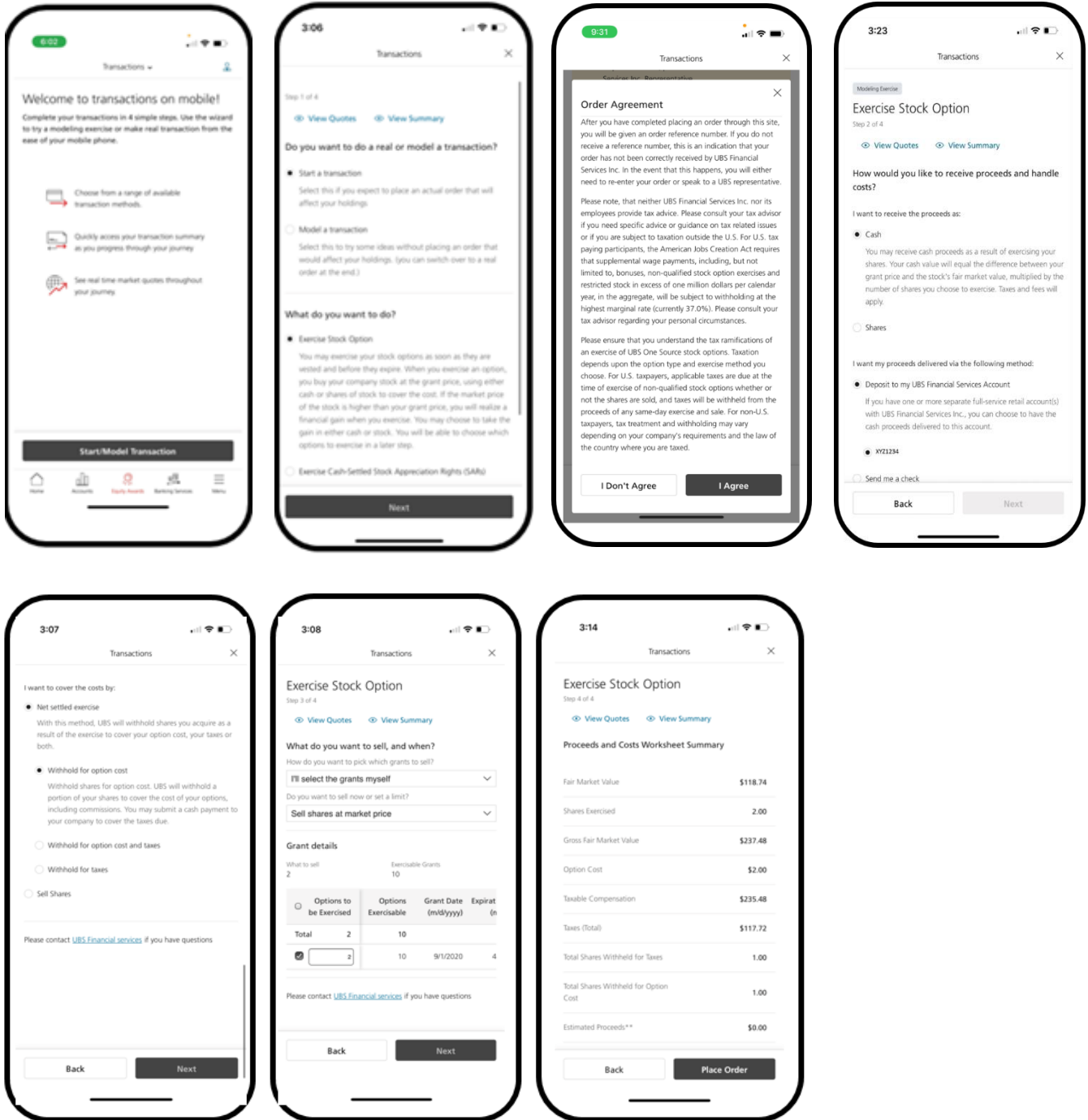
- Order details
- Open, completed and canceled orders (if applicable)
- Tax payment elections
- ESPP elections (if applicable)
- Cash disbursements



*Screenshots represent a US participant without a full wealth management account. Your view may vary slightly.

Transactions

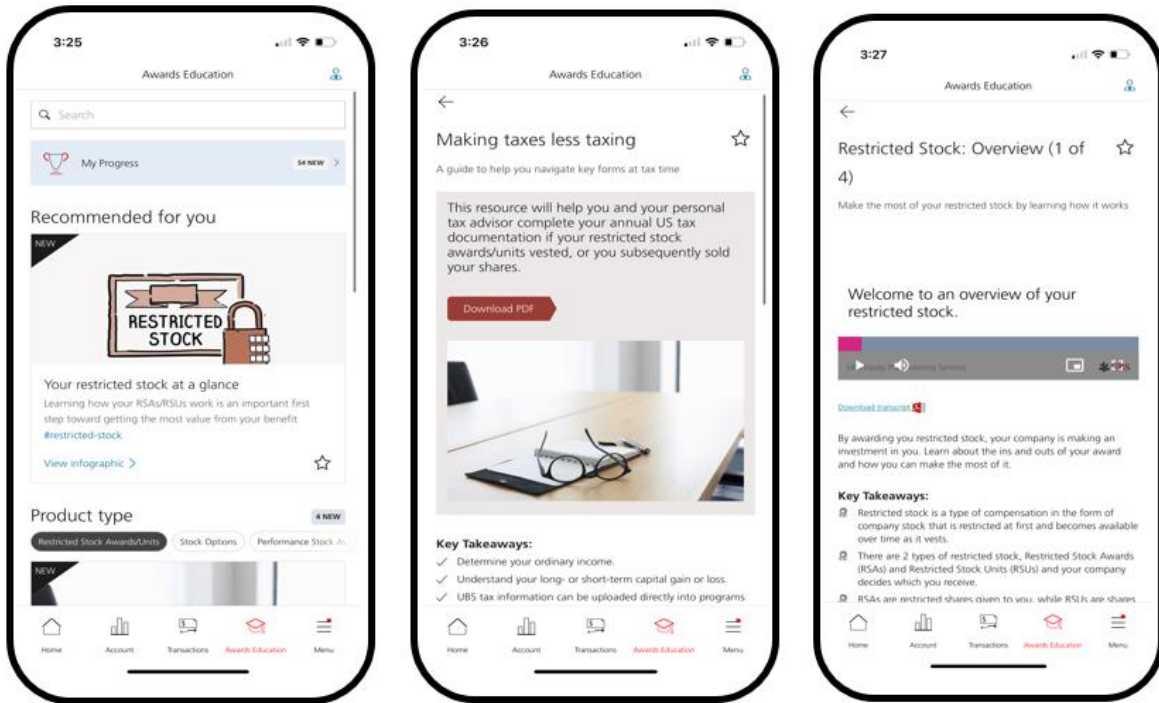
- Model a transaction
- Complete a transaction from start to finish



*Screenshots represent a US participant who has stock options. Your view may vary slightly.

Awards Education

- Full access to the educational library



*Screenshots represent a US participant without a full wealth management account. Your view may vary slightly.

One Source mobile may not be available in all non-US countries.

Apple, iPhone, Touch Id and Face Id are registered trademarks of Apple Inc. registered in the US and other countries. App Store is a service mark of Apple Inc.

Android is a trademark of Google LLC.

© UBS 2022. All rights reserved. The key symbol and UBS are among the registered and unregistered trademarks of UBS. UBS Financial Services Inc. is a subsidiary of UBS AG. Member FINRA/SIPC.

UBS Financial Services Inc.
ubs.com/fs
2022-829200
Exp.: 06/30/2023, RC2795

